





Test and Copy

1. Power on the Reflex
2. Scroll to  advanced copy options and press .
3. Scroll  to Test and Copy load your master and blanks as normal and press .
4. Copy process will start after the master has been checked the trays will open and close please leave the discs loaded.