










Load and Copy

1. Power on the Reflex
2. Scroll to  Set Up and press .
3. Scroll  to Duplication mode and press .
4. Scroll  to Load and Copy and press .
5. Press  twice and scroll  to "1.Copy"
6. Place the master disc in your source drive and blanks in your target drive(s) and press  and follow any prompts to start the copy process.
7. The Reflex will now load the master to a temporary partition before copying to the target discs