
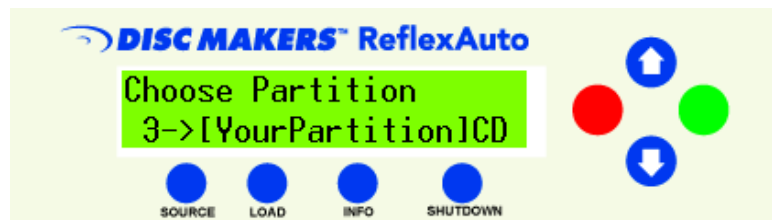



## Load & Copy Disc to Disc

1. Power on the Reflex and Set your Source to the top drive.
2. Load the drives with the desired number of blank discs.
3. The screen will display 1.Copy press .
4. The Reflex will then begin preparing and then copying to the blank discs.



5. Once the process is complete the drives will eject the successful copies and the screen will give a count of passed and failed discs.
6. Remove the master Disc and copies and fill all drives with as many blank discs as needed and press .
7. When you are ready to copy a new master disc press the esc key and the machine will expect a new master disc in the top drive of your duplicator.