











Select Burn Speed

1. Power on the Reflex
2. Scroll to  Set Up and press .
3. Scroll  to Select Burn Speed and press .
4. Scroll  to appropriate type of burn (ex. Hard Drive to DVD or DVD to DVD) and press .
5. Scroll  to appropriate speed and press .
6. Press  twice and scroll  to "1.Copy" You are now ready to burn at the new speed.