





Copy Disc to Disc

1. Power on the Reflex and Set your Source to the top drive.
2. Load the drives with the desired number of blank discs.
3. The screen will display 1.Copy press .
4. Screen may display Load and copy? If it does Press .
5. Screen may display No Counter? If it does Press .
6. The Reflex will then begin preparing and then copying to the blank discs.
7. Once the process is complete the drives will eject the successful copies and the screen will give a count of passed and failed discs.
8. When the copy process is finished and you would like to use a new master press the .