



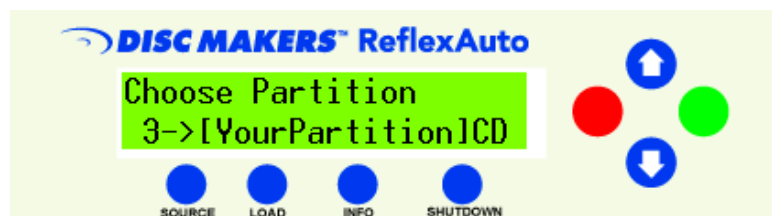


How to Use Single master Mode

1. Put master in input bin(back bin)
2. Press load
3. Name partition
4. Machine will pick up disc and read it into the HDD
5. Press Master button-scroll to single master press enter
6. Place the blank discs you would like to use the in input bin.
7. Scroll to 1.Copy press .
8. The Reflex will then prompt you to choose your partition. You can scroll through the partition list using the up  and down arrows .
9. Once you see the correct partition press . The Reflex will then begin preparing and then copying to the blank discs.



10. Once the process is complete the drives will eject then pick up any remaining discs until there are no discs left in the input bin.