






Load Default for Auto/Forte

1. Power on the Reflex
2. Scroll to  System Utilities and press .
3. Scroll  to Load Default and press .
4. Machine will display “Load Default press enter to continue” press .

The machine will now return to the Setup-Load Default screen and the machine has been returned to factory settings.